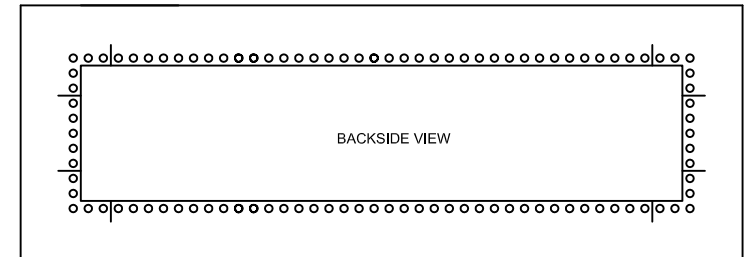
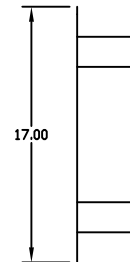
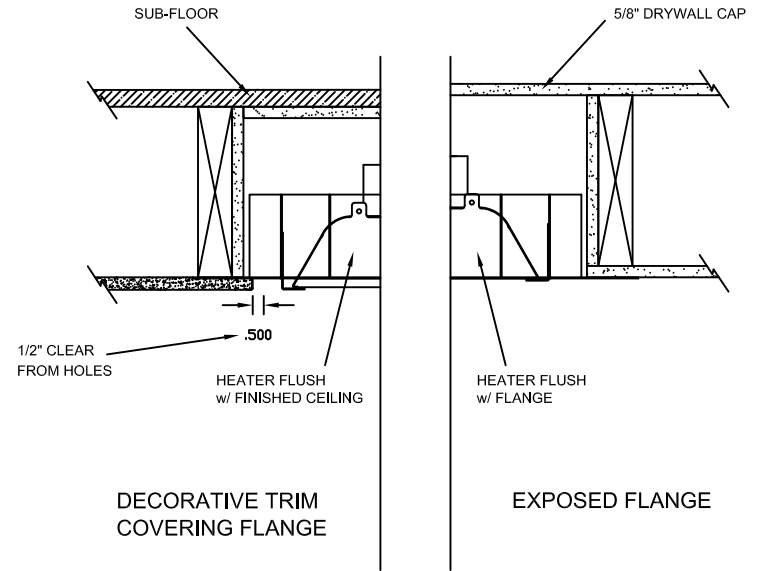


INSTALLATION TYPES



NOTES:

- Heater suspends (Gravity) by resting on adjustable tabs in flush mount fixture.
- Mounting holes on Surface Flange to be determined and drilled by Contractor/Installer.
- Supplied with Hi-Temp Fixture Whip and 2 Hi-Temp Wire Nuts.
- Coil excess flex into heater cavity
- Use Licensed Electrician ONLY

INFRA TECH™ www.infratech-usa.com		344 W. 157th Street Gardena, California 90248 Phone: (310) 354-1250 Fax: (310) 523-3674
ITEM #:	X-18-2300	MATERIAL: 304 S.S. #4 FINISH
DESCRIPTION: W-39 FLUSH MOUNT PLASTER FRAME (FOR USE WITH 39" W-SERIES HEATERS)		
NOTES: SUPPLIED w/ ELECTRICAL FIXTURE WHIP		
DATE:	SCALE:	DRAWN BY:
Aug. 19, 2010	N/A	MD